


























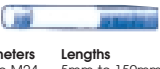








BROGOL

ENGINEERS SUPPLIES LIMITED



Self-tapping screws	Tapitite	Plastidomes	Black Bolts & Setscrews	Washers
Type AB Slotted C'Sunk Head <p>Steel No.4 to No.14</p> <p>Diameters $\frac{3}{16}''$ to $2''$</p> <p>Lengths $\frac{3}{16}''$ to $1\frac{1}{2}''$</p>	Pan Head <p>Metric UNC</p> <p>Diameters M3 to M6 2-56 to $\frac{1}{4}''$</p> <p>Lengths 5 mm to 40mm $\frac{3}{16}''$ to $1''$</p>	<p>Black, white, teak brown chromium plated. For use with No.6 and No.8 gauge woodscrews</p>	<p>Hexagon, Round, Hexagon (XXX) Bolts & Nuts</p> <p>Metric BSW</p> <p>Diameters M6 to M36 $\frac{1}{2}''$ to $1\frac{1}{2}''$</p> <p>Lengths 20mm to 300mm $\frac{1}{2}''$ to $12''$</p>	<p>Flat Round & 3 Square Taper</p> <p>Through hardened Metric M16 to M30</p> <p>5 & 8 Square Taper</p> <p>Through hardened Metric M16 to M24</p> <p>Coronet Load Indicating Washers</p> <p>Metric M16 to M30</p>
Raised C'Sunk Head <p>Steel No.4 to No.12 Stainless Steel No.4 to No.10</p> <p>Diameters $\frac{3}{16}''$ to $2''$</p> <p>Lengths $\frac{3}{16}''$ to $1\frac{1}{2}''$</p>	Hexagon Washer Face <p>Metric UNC</p> <p>M3 to M6 6-32 to $\frac{1}{4}''$</p> <p>6 mm to 16mm $\frac{1}{4}''$ to $\frac{3}{4}''$</p>	Machine Screws	<p>Metric M16 to M24 30mm to 100mm</p> <p>Hexagon, Round, Hexagon (XXX) Bolts & Nuts Heavy Series</p> <p>Metric M16 to M24</p> <p>UNC $\frac{1}{2}''$ to $1\frac{1}{2}''$ 1" to 6"</p>	<p>Bright Bolts Setscrews & Countersunk Head Screws</p>
Pan Head <p>Steel No.4 to No.14 Stainless Steel No.4 to No.12</p> <p>Diameters $\frac{3}{16}''$ to $2''$</p> <p>Lengths $\frac{1}{4}''$ to $1\frac{1}{2}''$</p>	Wood screws	<p>Slotted Cheese Head <p>Diameters Metric M1.6 to M5 12BA to 2BA</p> <p>Lengths 3mm to 50mm $\frac{1}{16}''$ to $2''$</p> </p>	<p>Structural Bolts & Nuts (Short Thread)</p> <p>Metric M16 to M24</p> <p>UNC $\frac{1}{2}''$ to $1\frac{1}{2}''$ 1" to 6"</p>	<p>Through hardened Metric M16 to M24</p> <p>Coronet Load Indicating Washers</p> <p>Metric M16 to M30</p>
Type AB Supadriv C'Sunk Head <p>Steel No.4 to No.12 Stainless Steel No.4 to No.10</p> <p>Diameters $\frac{1}{4}''$ to $2''$</p> <p>Lengths $\frac{3}{8}''$ to $1''$</p>	Slotted C'Sunk Head <p>Brass No.0 to No.16 Steel No.0 to No.20 Stainless Steel No.2 to No.14 Alum. Alloy No.4 to No.12 Silicon Bronze No.6 to No.18</p> <p>Diameters No.0 to No.20 $\frac{1}{4}''$ to $6''$</p> <p>Lengths No.2 to No.14 $\frac{1}{2}''$ to $4''$</p>	<p>Stainless Steel Metric BA M1 to M10 6BA to 2BA</p> <p>Lengths 5mm to 50mm $\frac{3}{16}''$ to $\frac{1}{2}''$</p>	<p>Setscrews</p> <p>Metric M6 to M24 BSW $\frac{1}{4}''$ to $1''$</p> <p>16mm to 150mm $\frac{3}{8}''$ to $6''$</p>	<p>Bolts</p> <p>BSW, BSF UNC, UNF</p> <p>Diameters $\frac{1}{4}''$ to $1\frac{1}{2}''$</p> <p>Lengths $\frac{3}{4}''$ to $12''$</p>
Raised C'Sunk Head <p>Steel No.4 to No.12 Stainless Steel No.6 to No.10</p> <p>Diameters $\frac{3}{16}''$ to $2''$</p> <p>Lengths $\frac{3}{8}''$ to $1''$</p>	Raised C'Sunk Head <p>Brass No.2 to No.12 Steel No.3 to No.12 Stainless Steel No.4 to No.12 Alum. Alloy No.4 to No.10</p> <p>Diameters No.2 to No.12 $\frac{3}{16}''$ to $2\frac{1}{2}''$</p> <p>Lengths No.3 to No.12 $\frac{3}{8}''$ to $2''$</p>	<p>Countersunk Head <p>Brass Metric BA M1.6 to M6 12BA to 2BA</p> <p>Lengths 4mm to 50mm $\frac{3}{16}''$ to $2''$</p> </p>	<p>Square, Square, Hexagon Bolts & Nuts</p> <p>Metric M20 to M36</p> <p>220mm to 600mm</p>	<p>Stainless Steel Bolts & Screws</p>
Pan Head <p>Steel No.4 to No.14 Stainless Steel No.4 to No.10</p> <p>Diameters $\frac{3}{16}''$ to $2''$</p> <p>Lengths $\frac{1}{4}''$ to $1\frac{1}{4}''$</p>	Roundhead <p>Brass No.1 to No.14 Steel No.0 to No.14 Stainless Steel No.4 to No.12 Alum. Alloy No.4 to No.12</p> <p>Diameters No.1 to No.14 $\frac{1}{4}''$ to $3''$</p> <p>Lengths No.0 to No.14 $\frac{1}{4}''$ to $3''$</p>	<p>Stainless Steel Metric BA M1.6 to M20 12BA to 2BA</p> <p>Lengths 4mm to 100mm $\frac{1}{16}''$ to $4''$</p>	<p>Indented Foundation Bolts</p> <p>Metric M10 to M30</p> <p>80mm to 400mm</p>	<p>Grade 18/8 A2 Hexagon Bolts</p> <p>Metric BA M1.6 to M5 10BA to OBA</p> <p>Lengths 2.5mm to 25mm $\frac{1}{16}''$ to $1''$</p>
Type B Slotted C'Sunk Head <p>Steel No.2 to No.12 Stainless Steel No.6 to No.10</p> <p>Diameters $\frac{1}{4}''$ to $1\frac{3}{4}''$</p> <p>Lengths $\frac{1}{4}''$ to $1\frac{1}{4}''$</p>	Supadriv C'Sunk Head <p>Brass No.3 to No.12 Steel No.3 to No.12 Stainless Steel No.4 to No.12 Alum. Alloy No.4 to No.12</p> <p>Diameters No.3 to No.12 $\frac{3}{16}''$ to $2''$</p> <p>Lengths No.3 to No.12 $\frac{1}{4}''$ to $3\frac{1}{2}''$</p>	<p>Stainless Steel Metric BA M1.6 to M2.5 12BA to OBA</p> <p>Lengths 2.5mm to 25mm $\frac{1}{16}''$ to $2\frac{1}{2}''$</p>	<p>Cup, Square, Hexagon (Carriage) Bolts & Nuts</p> <p>Metric M12 to M20</p> <p>25mm to 75mm</p>	<p>Grade 18/10/3 A4 Hexagon Bolts</p> <p>Metric UNC M5 to M24 BSW $\frac{1}{4}''$ to $1''$</p> <p>Lengths 25mm to 150mm 1" to 6"</p>
Pan Head <p>Steel No.4 to No.10</p> <p>Diameters $\frac{1}{4}''$ to $1\frac{1}{4}''$</p>	Supadriv C'Sunk Head <p>Brass No.3 to No.12 Steel No.3 to No.12 Stainless Steel No.4 to No.12 Alum. Alloy No.4 to No.12</p> <p>Diameters No.3 to No.12 $\frac{3}{16}''$ to $2''$</p> <p>Lengths No.3 to No.12 $\frac{1}{4}''$ to $3\frac{1}{2}''$</p>	<p>Stainless Steel Metric BA M1.6 to M2.5 12BA to OBA</p> <p>Lengths 2.5mm to 25mm $\frac{1}{16}''$ to $2\frac{1}{2}''$</p>	<p>Cup Round Hexagon Bolts & Nuts</p> <p>Metric M12 to M20</p> <p>25mm to 75mm</p>	<p>Grade 18/8 A2 Hexagon Screws</p> <p>Metric UNC M5 to M24 BSW $\frac{1}{4}''$ to $1''$</p> <p>Lengths 25mm to 150mm 1" to 6"</p>
Mushroom Head <p>Stainless Steel No.4 to No.8</p> <p>Diameters $\frac{1}{4}''$ to $\frac{1}{2}''$</p>	Supadriv C'Sunk Head <p>Brass No.3 to No.12 Steel No.3 to No.12 Stainless Steel No.4 to No.12 Alum. Alloy No.4 to No.12</p> <p>Diameters No.3 to No.12 $\frac{3}{16}''$ to $2''$</p> <p>Lengths No.3 to No.12 $\frac{1}{4}''$ to $3\frac{1}{2}''$</p>	<p>Stainless Steel Metric BA M1.6 to M2.5 12BA to OBA</p> <p>Lengths 2.5mm to 25mm $\frac{1}{16}''$ to $2\frac{1}{2}''$</p>	<p>Coach screws Square Head</p> <p>Steel $\frac{1}{4}''$ to $\frac{3}{4}''$</p> <p>1" to 8"</p>	<p>Grade 18/8 A4 Hexagon Screws</p> <p>Metric UNC M5 to M24 BSW $\frac{1}{4}''$ to $1''$</p> <p>Lengths 12mm to 120mm $\frac{1}{2}''$ to $3''$</p>
Type B Slotted C'Sunk Head <p>Steel No.2 to No.12 Stainless Steel No.6 to No.10</p> <p>Diameters $\frac{1}{4}''$ to $1\frac{3}{4}''$</p> <p>Lengths $\frac{1}{4}''$ to $1\frac{1}{4}''$</p>	Supadriv C'Sunk Head <p>Brass No.3 to No.12 Steel No.3 to No.12 Stainless Steel No.4 to No.12 Alum. Alloy No.4 to No.12</p> <p>Diameters No.3 to No.12 $\frac{3}{16}''$ to $2''$</p> <p>Lengths No.3 to No.12 $\frac{1}{4}''$ to $3\frac{1}{2}''$</p>	<p>Stainless Steel Metric BA M1.6 to M2.5 12BA to OBA</p> <p>Lengths 2.5mm to 25mm $\frac{1}{16}''$ to $2\frac{1}{2}''$</p>	<p>High Tensile Bolts & Setscrews</p>	<p>Grade 18/8 A4 Hexagon Screws</p> <p>Metric UNC M5 to M24 BSW $\frac{1}{4}''$ to $1''$</p> <p>Lengths 12mm to 120mm $\frac{1}{2}''$ to $2\frac{1}{2}''$</p>
Pan Head <p>Steel No.2 to No.12 Stainless Steel No.2 to No.10</p> <p>Diameters $\frac{3}{16}''$ to $1''$</p> <p>Lengths $\frac{1}{4}''$ to $1\frac{1}{4}''$</p>	Supadriv C'Sunk Head <p>Brass No.3 to No.12 Steel No.3 to No.12 Stainless Steel No.4 to No.12 Alum. Alloy No.4 to No.12</p> <p>Diameters No.3 to No.12 $\frac{3}{16}''$ to $2''$</p> <p>Lengths No.3 to No.12 $\frac{1}{4}''$ to $3\frac{1}{2}''$</p>	<p>Stainless Steel Metric BA M1.6 to M2.5 12BA to OBA</p> <p>Lengths 2.5mm to 25mm $\frac{1}{16}''$ to $2\frac{1}{2}''$</p>	<p>Bolts</p> <p>Metric BSW BSF UNC UNF</p> <p>Diameters M5 to M36 $\frac{1}{2}''$ to $1\frac{1}{2}''$</p> <p>Lengths 30mm to 240mm $\frac{3}{4}''$ to $12''$</p>	<p>Brass</p>
Type B Supadriv C'Sunk Head <p>Steel No.2 to No.14 Stainless Steel No.4 to No.12</p> <p>Diameters $\frac{3}{16}''$ to $2''$</p> <p>Lengths $\frac{1}{4}''$ to $1\frac{1}{4}''$</p>	Supadriv C'Sunk Head <p>Brass No.3 to No.12 Steel No.3 to No.12 Stainless Steel No.4 to No.12 Alum. Alloy No.4 to No.12</p> <p>Diameters No.3 to No.12 $\frac{3}{16}''$ to $2''$</p> <p>Lengths No.3 to No.12 $\frac{1}{4}''$ to $3\frac{1}{2}''$</p>	<p>Stainless Steel Metric BA M1.6 to M2.5 12BA to OBA</p> <p>Lengths 2.5mm to 25mm $\frac{1}{16}''$ to $2\frac{1}{2}''$</p>	<p>High Tensile Bolts & Setscrews</p>	<p>Grade 18/8 A4 Hexagon Screws</p> <p>Metric UNC M5 to M24 BSW $\frac{1}{4}''$ to $1''$</p> <p>Lengths 12mm to 120mm $\frac{1}{2}''$ to $2\frac{1}{2}''$</p>
Pan Head <p>Steel No.2 to No.12 Stainless Steel No.2 to No.10</p> <p>Diameters $\frac{3}{16}''$ to $1''$</p> <p>Lengths $\frac{1}{4}''$ to $1\frac{1}{4}''$</p>	Supadriv C'Sunk Head <p>Brass No.3 to No.12 Steel No.3 to No.12 Stainless Steel No.4 to No.12 Alum. Alloy No.4 to No.12</p> <p>Diameters No.3 to No.12 $\frac{3}{16}''$ to $2''$</p> <p>Lengths No.3 to No.12 $\frac{1}{4}''$ to $3\frac{1}{2}''$</p>	<p>Stainless Steel Metric BA M1.6 to M2.5 12BA to OBA</p> <p>Lengths 2.5mm to 25mm $\frac{1}{16}''$ to $2\frac{1}{2}''$</p>	<p>Bolts</p> <p>Metric BSW BSF UNC UNF</p> <p>Diameters M5 to M36 $\frac{1}{2}''$ to $1\frac{1}{2}''$</p> <p>Lengths 30mm to 240mm $\frac{3}{4}''$ to $12''$</p>	<p>Brass</p>
Flange Head <p>Steel No.4 to No.10</p> <p>Diameters $\frac{3}{16}''$ to $\frac{3}{4}''$</p>	Supadriv C'Sunk Head <p>Brass No.3 to No.12 Steel No.3 to No.12 Stainless Steel No.4 to No.12 Alum. Alloy No.4 to No.12</p> <p>Diameters No.3 to No.12 $\frac{3}{16}''$ to $2''$</p> <p>Lengths No.3 to No.12 $\frac{1}{4}''$ to $3\frac{1}{2}''$</p>	<p>Stainless Steel Metric BA M1.6 to M2.5 12BA to OBA</p> <p>Lengths 2.5mm to 25mm $\frac{1}{16}''$ to $2\frac{1}{2}''$</p>	<p>High Tensile Bolts & Setscrews</p>	<p>Grade 18/8 A4 Hexagon Screws</p> <p>Metric UNC M5 to M24 BSW $\frac{1}{4}''$ to $1''$</p> <p>Lengths 12mm to 120mm $\frac{1}{2}''$ to $2\frac{1}{2}''$</p>
Type Y Supadriv Pan Head <p>Steel No.4 to No.10</p> <p>Diameters $\frac{1}{4}''$ to $\frac{3}{4}''$</p>	Supadriv C'Sunk Head <p>Brass No.3 to No.12 Steel No.3 to No.12 Stainless Steel No.4 to No.12 Alum. Alloy No.4 to No.12</p> <p>Diameters No.3 to No.12 $\frac{3}{16}''$ to $2''$</p> <p>Lengths No.3 to No.12 $\frac{1}{4}''$ to $3\frac{1}{2}''$</p>	<p>Stainless Steel Metric BA M1.6 to M2.5 12BA to OBA</p> <p>Lengths 2.5mm to 25mm $\frac{1}{16}''$ to $2\frac{1}{2}''$</p>	<p>High Tensile Bolts & Setscrews</p>	<p>Grade 18/8 A4 Hexagon Screws</p> <p>Metric UNC M5 to M24 BSW $\frac{1}{4}''$ to $1''$</p> <p>Lengths 12mm to 120mm $\frac{1}{2}''$ to $2\frac{1}{2}''$</p>
Type U Round Head <p>Steel No.00 to No.14 Stainless Steel No.00 to No.6</p> <p>Diameters $\frac{1}{8}''$ to $\frac{3}{8}''$</p> <p>Lengths $\frac{1}{8}''$ to $\frac{3}{8}''$</p>	Supadriv C'Sunk Head <p>Brass No.3 to No.12 Steel No.3 to No.12 Stainless Steel No.4 to No.12 Alum. Alloy No.4 to No.12</p> <p>Diameters No.3 to No.12 $\frac{3}{16}''$ to $2''$</p> <p>Lengths No.3 to No.12 $\frac{1}{4}''$ to $3\frac{1}{2}''$</p>	<p>Stainless Steel Metric BA M1.6 to M2.5 12BA to OBA</p> <p>Lengths 2.5mm to 25mm $\frac{1}{16}''$ to $2\frac{1}{2}''$</p>	<p>High Tensile Bolts & Setscrews</p>	<p>Grade 18/8 A4 Hexagon Screws</p> <p>Metric UNC M5 to M24 BSW $\frac{1}{4}''$ to $1''$</p> <p>Lengths 12mm to 120mm $\frac{1}{2}''$ to $2\frac{1}{2}''$</p>
Polymate	Supadriv C'Sunk Head <p>Steel No.4 to No.12 Stainless Steel No.4 to No.10</p> <p>Diameters $\frac{1}{2}''$ to $2\frac{1}{4}''$</p> <p>Lengths $\frac{1}{2}''$ to $2''$</p>	<p>Stainless Steel Metric BA M1.6 to M2.5 12BA to OBA</p> <p>Lengths 2.5mm to 25mm $\frac{1}{16}''$ to $2\frac{1}{2}''$</p>	<p>High Tensile Bolts & Setscrews</p>	<p>Grade 18/8 A4 Hexagon Screws</p> <p>Metric UNC M5 to M24 BSW $\frac{1}{4}''$ to $1''$</p> <p>Lengths 12mm to 120mm $\frac{1}{2}''$ to $2\frac{1}{2}''$</p>
Supadriv Pan Head <p>Steel</p> <p>Diameters No.2 to No.10</p> <p>Lengths $\frac{1}{4}''$ to $1''$</p>	Supadriv C'Sunk Head <p>Brass No.3 to No.12 Steel No.3 to No.12 Stainless Steel No.4 to No.12 Alum. Alloy No.4 to No.12</p> <p>Diameters No.3 to No.12 $\frac{3}{16}''$ to $2''$</p> <p>Lengths No.3 to No.12 $\frac{1}{4}''$ to $3\frac{1}{2}''$</p>	<p>Stainless Steel Metric BA M1.6 to M2.5 12BA to OBA</p> <p>Lengths 2.5mm to 25mm $\frac{1}{16}''$ to $2\frac{1}{2}''$</p>	<p>High Tensile Bolts & Setscrews</p>	<p>Grade 18/8 A4 Hexagon Screws</p> <p>Metric UNC M5 to M24 BSW $\frac{1}{4}''$ to $1''$</p> <p>Lengths 12mm to 120mm $\frac{1}{2}''$ to $2\frac{1}{2}''$</p>
Tapitite	Supatops	<p>Supadriv C'Sunk Head <p>Black, white, teak brown, magnolia, pine beige, mahogany</p> <p>Sizes No.2, for use with No.5 to No.10 gauge woodscrews.No.3 for use with No.12 to No.14 gauge woodscrews</p> </p>	<p>High Strength Friction Grip Bolts & Nuts</p>	<p>Alloy Steel Studbolts</p> <p>(complete with 2H nuts)</p> <p>UNC/UNS $\frac{1}{2}''$ to $3''$ 2" to 25"</p>
Supadriv C'Sunk Head <p>Metric UNC</p> <p>Diameters M3 to M6 4-40 to $\frac{1}{4}''$</p> <p>Lengths 6 mm to 45mm $\frac{1}{4}''$ to $1\frac{1}{2}''$</p>	<p>Supatops <p>Black, white, teak brown, magnolia, pine beige, mahogany</p> <p>Sizes No.2, for use with No.5 to No.10 gauge woodscrews.No.3 for use with No.12 to No.14 gauge woodscrews</p> </p>	<p>Stainless Steel Metric BA M1.6 to M2.5 12BA to OBA</p> <p>Lengths 2.5mm to 25mm $\frac{1}{16}''$ to $2\frac{1}{2}''$</p>	<p>High Strength Friction Grip Bolts & Nuts</p>	<p>Alloy Steel Studbolts</p> <p>(complete with 2H nuts)</p> <p>UNC/UNS $\frac{1}{2}''$ to $3''$ 2" to 25"</p>
<p>Supadriv C'Sunk Head <p>Metric UNC</p> <p>Diameters M3 to M6 4-40 to $\frac{1}{4}''$</p> <p>Lengths 6 mm to 45mm $\frac{1}{4}''$ to $1\frac{1}{2}''$</p> </p>	<p>Supatops <p>Black, white, teak brown, magnolia, pine beige, mahogany</p> <p>Sizes No.2, for use with No.5 to No.10 gauge woodscrews.No.3 for use with No.12 to No.14 gauge woodscrews</p> </p>	<p>Stainless Steel Metric BA M1.6 to M2.5 12BA to OBA</p> <p>Lengths 2.5mm to 25mm $\frac{1}{16}''$ to $2\frac{1}{2}''$</p>	<p>High Strength Friction Grip Bolts & Nuts</p>	<p>Alloy Steel Studbolts</p> <p>(complete with 2H nuts)</p> <p>UNC/UNS $\frac{1}{2}''$ to $3''$ 2" to 25"</p>

Socket screws		Nuts		Blind Rivets		Cladding Fasteners																																																																																	
Cap Head  <table border="1"> <tr> <th>Steel</th> <th>Diameters</th> <th>Lengths</th> </tr> <tr> <td>Metric</td> <td>M3 to M42</td> <td>5mm to 190mm</td> </tr> <tr> <td>BA</td> <td>8BA to OBA</td> <td>1/4" to 2 1/2"</td> </tr> <tr> <td>BSW</td> <td>1/8" to 1 1/2"</td> <td>1/4" to 9"</td> </tr> <tr> <td>BSF</td> <td>3/16" to 1 1/2"</td> <td>3/8" to 9"</td> </tr> <tr> <td>UNC</td> <td>No.4 to 1 1/2"</td> <td>3/16" to 9"</td> </tr> <tr> <td>UNF</td> <td>No.10 to 1 1/2"</td> <td>1/4" to 9"</td> </tr> </table>		Steel	Diameters	Lengths	Metric	M3 to M42	5mm to 190mm	BA	8BA to OBA	1/4" to 2 1/2"	BSW	1/8" to 1 1/2"	1/4" to 9"	BSF	3/16" to 1 1/2"	3/8" to 9"	UNC	No.4 to 1 1/2"	3/16" to 9"	UNF	No.10 to 1 1/2"	1/4" to 9"	<table border="1"> <tr> <th>Steel</th> <th>Full Nuts</th> <th>Lock Nuts</th> </tr> <tr> <td>Metric</td> <td>M2.5 to M100</td> <td>M8 to M12</td> </tr> <tr> <td>BA</td> <td>10BA to OBA</td> <td>8BA to OBA</td> </tr> <tr> <td>BSW</td> <td>1/8" to 4"</td> <td>1/8" to 2"</td> </tr> <tr> <td>BSF</td> <td>1/8" to 4"</td> <td>1/8" to 1 1/4"</td> </tr> <tr> <td>UNC</td> <td>4-40 to 4"</td> <td>10-24 to 1 1/4"</td> </tr> <tr> <td>UNF</td> <td>10-32 to 4"</td> <td>10-32 to 1 1/4"</td> </tr> </table>		Steel	Full Nuts	Lock Nuts	Metric	M2.5 to M100	M8 to M12	BA	10BA to OBA	8BA to OBA	BSW	1/8" to 4"	1/8" to 2"	BSF	1/8" to 4"	1/8" to 1 1/4"	UNC	4-40 to 4"	10-24 to 1 1/4"	UNF	10-32 to 4"	10-32 to 1 1/4"	<table border="1"> <tr> <th>Aluminium, steel, Monel</th> <th>Diameters</th> <th>Lengths</th> </tr> <tr> <td>Metric</td> <td>1/8" to 3/16"</td> <td>0.23" to 0.47"</td> </tr> </table>		Aluminium, steel, Monel	Diameters	Lengths	Metric	1/8" to 3/16"	0.23" to 0.47"	Roofing Bolts & Nuts  Mushroom Head Metric M5 to M10 8mm to 300mm																																	
Steel	Diameters	Lengths																																																																																					
Metric	M3 to M42	5mm to 190mm																																																																																					
BA	8BA to OBA	1/4" to 2 1/2"																																																																																					
BSW	1/8" to 1 1/2"	1/4" to 9"																																																																																					
BSF	3/16" to 1 1/2"	3/8" to 9"																																																																																					
UNC	No.4 to 1 1/2"	3/16" to 9"																																																																																					
UNF	No.10 to 1 1/2"	1/4" to 9"																																																																																					
Steel	Full Nuts	Lock Nuts																																																																																					
Metric	M2.5 to M100	M8 to M12																																																																																					
BA	10BA to OBA	8BA to OBA																																																																																					
BSW	1/8" to 4"	1/8" to 2"																																																																																					
BSF	1/8" to 4"	1/8" to 1 1/4"																																																																																					
UNC	4-40 to 4"	10-24 to 1 1/4"																																																																																					
UNF	10-32 to 4"	10-32 to 1 1/4"																																																																																					
Aluminium, steel, Monel	Diameters	Lengths																																																																																					
Metric	1/8" to 3/16"	0.23" to 0.47"																																																																																					
Countersunk Head  <table border="1"> <tr> <th>Steel</th> <th>Diameters</th> <th>Lengths</th> </tr> <tr> <td>Metric</td> <td>M3 to M24</td> <td>8mm to 200mm</td> </tr> <tr> <td>BA</td> <td>6BA to OBA</td> <td>1/4" to 1 1/2"</td> </tr> <tr> <td>BSW</td> <td>3/16" to 1"</td> <td>3/8" to 9"</td> </tr> <tr> <td>BSF</td> <td>3/16" to 1"</td> <td>3/8" to 9"</td> </tr> <tr> <td>UNC</td> <td>No.4 to 1"</td> <td>1/4" to 9"</td> </tr> <tr> <td>UNF</td> <td>No.10 to 1"</td> <td>3/8" to 9"</td> </tr> </table>		Steel	Diameters	Lengths	Metric	M3 to M24	8mm to 200mm	BA	6BA to OBA	1/4" to 1 1/2"	BSW	3/16" to 1"	3/8" to 9"	BSF	3/16" to 1"	3/8" to 9"	UNC	No.4 to 1"	1/4" to 9"	UNF	No.10 to 1"	3/8" to 9"	<table border="1"> <tr> <th>Steel</th> <th>Full Nuts</th> <th>Lock Nuts</th> </tr> <tr> <td>Metric</td> <td>M2.5 to M100</td> <td>M8 to M12</td> </tr> <tr> <td>BA</td> <td>10BA to OBA</td> <td>8BA to OBA</td> </tr> <tr> <td>BSW</td> <td>1/8" to 4"</td> <td>1/8" to 2"</td> </tr> <tr> <td>BSF</td> <td>1/8" to 4"</td> <td>1/8" to 1 1/4"</td> </tr> <tr> <td>UNC</td> <td>4-40 to 1 1/2"</td> <td>10-24 to 1 1/4"</td> </tr> <tr> <td>UNF</td> <td>10-32 to 4"</td> <td>10-32 to 1 1/4"</td> </tr> </table>		Steel	Full Nuts	Lock Nuts	Metric	M2.5 to M100	M8 to M12	BA	10BA to OBA	8BA to OBA	BSW	1/8" to 4"	1/8" to 2"	BSF	1/8" to 4"	1/8" to 1 1/4"	UNC	4-40 to 1 1/2"	10-24 to 1 1/4"	UNF	10-32 to 4"	10-32 to 1 1/4"	Washers  Stamped Washers <table border="1"> <tr> <th>Brass</th> <th>Plain</th> <th>Chamfered</th> </tr> <tr> <td>Metric</td> <td>M1.6 to M20</td> <td>M1.6 to M20</td> </tr> <tr> <td>BA</td> <td>14BA to OBA</td> <td>14BA to OBA</td> </tr> <tr> <td>Fractional</td> <td>1/8" to 1 1/2"</td> <td>1/8" to 1"</td> </tr> </table>		Brass	Plain	Chamfered	Metric	M1.6 to M20	M1.6 to M20	BA	14BA to OBA	14BA to OBA	Fractional	1/8" to 1 1/2"	1/8" to 1"	Hook Bolts  Metric M6 to M10 60mm to 300mm																											
Steel	Diameters	Lengths																																																																																					
Metric	M3 to M24	8mm to 200mm																																																																																					
BA	6BA to OBA	1/4" to 1 1/2"																																																																																					
BSW	3/16" to 1"	3/8" to 9"																																																																																					
BSF	3/16" to 1"	3/8" to 9"																																																																																					
UNC	No.4 to 1"	1/4" to 9"																																																																																					
UNF	No.10 to 1"	3/8" to 9"																																																																																					
Steel	Full Nuts	Lock Nuts																																																																																					
Metric	M2.5 to M100	M8 to M12																																																																																					
BA	10BA to OBA	8BA to OBA																																																																																					
BSW	1/8" to 4"	1/8" to 2"																																																																																					
BSF	1/8" to 4"	1/8" to 1 1/4"																																																																																					
UNC	4-40 to 1 1/2"	10-24 to 1 1/4"																																																																																					
UNF	10-32 to 4"	10-32 to 1 1/4"																																																																																					
Brass	Plain	Chamfered																																																																																					
Metric	M1.6 to M20	M1.6 to M20																																																																																					
BA	14BA to OBA	14BA to OBA																																																																																					
Fractional	1/8" to 1 1/2"	1/8" to 1"																																																																																					
Button Head  <table border="1"> <tr> <th>Steel</th> <th>Diameters</th> <th>Lengths</th> </tr> <tr> <td>Metric</td> <td>M3 to M12</td> <td>8mm to 50mm</td> </tr> <tr> <td>BA</td> <td>2BA</td> <td>1/4" to 1"</td> </tr> <tr> <td>BSW</td> <td>3/16" to 1 1/2"</td> <td>3/8" to 1 1/2"</td> </tr> <tr> <td>BSF</td> <td>1/4" to 3/8"</td> <td>3/8" to 1 1/4"</td> </tr> <tr> <td>UNC</td> <td>No.6 to 3/8"</td> <td>1/4" to 1"</td> </tr> <tr> <td>UNF</td> <td>No.10 to 3/8"</td> <td>3/8" to 1"</td> </tr> </table>		Steel	Diameters	Lengths	Metric	M3 to M12	8mm to 50mm	BA	2BA	1/4" to 1"	BSW	3/16" to 1 1/2"	3/8" to 1 1/2"	BSF	1/4" to 3/8"	3/8" to 1 1/4"	UNC	No.6 to 3/8"	1/4" to 1"	UNF	No.10 to 3/8"	3/8" to 1"	<table border="1"> <tr> <th>Steel</th> <th>Full Nuts</th> <th>Lock Nuts</th> </tr> <tr> <td>Metric</td> <td>M2.5 to M100</td> <td>M8 to M12</td> </tr> <tr> <td>BA</td> <td>10BA to OBA</td> <td>8BA to OBA</td> </tr> <tr> <td>BSW</td> <td>1/8" to 4"</td> <td>1/8" to 2"</td> </tr> <tr> <td>BSF</td> <td>1/8" to 4"</td> <td>1/8" to 1 1/4"</td> </tr> <tr> <td>UNC</td> <td>4-40 to 1 1/2"</td> <td>10-24 to 1 1/4"</td> </tr> <tr> <td>UNF</td> <td>10-32 to 4"</td> <td>10-32 to 1 1/4"</td> </tr> </table>		Steel	Full Nuts	Lock Nuts	Metric	M2.5 to M100	M8 to M12	BA	10BA to OBA	8BA to OBA	BSW	1/8" to 4"	1/8" to 2"	BSF	1/8" to 4"	1/8" to 1 1/4"	UNC	4-40 to 1 1/2"	10-24 to 1 1/4"	UNF	10-32 to 4"	10-32 to 1 1/4"	Rivet Bushes  <table border="1"> <tr> <th>Steel</th> <th>Diameters</th> <th>Lengths</th> </tr> <tr> <td>Metric</td> <td>M3 to M12</td> <td>8mm to 50mm</td> </tr> <tr> <td>BA</td> <td>8BA to OBA</td> <td>1/4" to 1"</td> </tr> <tr> <td>BSW</td> <td>1/8" to 1 1/2"</td> <td>3/8" to 1 1/2"</td> </tr> <tr> <td>BSF</td> <td>1/4" to 3/8"</td> <td>3/8" to 1 1/4"</td> </tr> <tr> <td>UNC</td> <td>10-24 to 3/16"</td> <td>6-32 to 1"</td> </tr> <tr> <td>UNF</td> <td>10-32 to 3/16"</td> <td>6-32 to 1"</td> </tr> </table>		Steel	Diameters	Lengths	Metric	M3 to M12	8mm to 50mm	BA	8BA to OBA	1/4" to 1"	BSW	1/8" to 1 1/2"	3/8" to 1 1/2"	BSF	1/4" to 3/8"	3/8" to 1 1/4"	UNC	10-24 to 3/16"	6-32 to 1"	UNF	10-32 to 3/16"	6-32 to 1"	Sela Nuts & Caps  Metric M6 to M8																		
Steel	Diameters	Lengths																																																																																					
Metric	M3 to M12	8mm to 50mm																																																																																					
BA	2BA	1/4" to 1"																																																																																					
BSW	3/16" to 1 1/2"	3/8" to 1 1/2"																																																																																					
BSF	1/4" to 3/8"	3/8" to 1 1/4"																																																																																					
UNC	No.6 to 3/8"	1/4" to 1"																																																																																					
UNF	No.10 to 3/8"	3/8" to 1"																																																																																					
Steel	Full Nuts	Lock Nuts																																																																																					
Metric	M2.5 to M100	M8 to M12																																																																																					
BA	10BA to OBA	8BA to OBA																																																																																					
BSW	1/8" to 4"	1/8" to 2"																																																																																					
BSF	1/8" to 4"	1/8" to 1 1/4"																																																																																					
UNC	4-40 to 1 1/2"	10-24 to 1 1/4"																																																																																					
UNF	10-32 to 4"	10-32 to 1 1/4"																																																																																					
Steel	Diameters	Lengths																																																																																					
Metric	M3 to M12	8mm to 50mm																																																																																					
BA	8BA to OBA	1/4" to 1"																																																																																					
BSW	1/8" to 1 1/2"	3/8" to 1 1/2"																																																																																					
BSF	1/4" to 3/8"	3/8" to 1 1/4"																																																																																					
UNC	10-24 to 3/16"	6-32 to 1"																																																																																					
UNF	10-32 to 3/16"	6-32 to 1"																																																																																					
Shoulder Screws  <table border="1"> <tr> <th>Steel</th> <th>Shoulder</th> <th>Lengths</th> </tr> <tr> <td>Metric</td> <td>6mm to 16mm</td> <td>12mm to 100mm</td> </tr> <tr> <td>BSW</td> <td>1/4" to 3/4"</td> <td>3/4" to 4"</td> </tr> <tr> <td>BSF</td> <td>1/4" to 1/2"</td> <td>3/4" to 3"</td> </tr> </table>		Steel	Shoulder	Lengths	Metric	6mm to 16mm	12mm to 100mm	BSW	1/4" to 3/4"	3/4" to 4"	BSF	1/4" to 1/2"	3/4" to 3"	<table border="1"> <tr> <th>Steel</th> <th>Full Nuts</th> <th>Lock Nuts</th> </tr> <tr> <td>Metric</td> <td>M2.5 to M100</td> <td>M8 to M12</td> </tr> <tr> <td>BA</td> <td>10BA to OBA</td> <td>8BA to OBA</td> </tr> <tr> <td>BSW</td> <td>1/8" to 4"</td> <td>1/8" to 2"</td> </tr> <tr> <td>BSF</td> <td>1/8" to 4"</td> <td>1/8" to 1 1/4"</td> </tr> <tr> <td>UNC</td> <td>4-40 to 1 1/2"</td> <td>10-24 to 1 1/4"</td> </tr> <tr> <td>UNF</td> <td>10-32 to 4"</td> <td>10-32 to 1 1/4"</td> </tr> </table>		Steel	Full Nuts	Lock Nuts	Metric	M2.5 to M100	M8 to M12	BA	10BA to OBA	8BA to OBA	BSW	1/8" to 4"	1/8" to 2"	BSF	1/8" to 4"	1/8" to 1 1/4"	UNC	4-40 to 1 1/2"	10-24 to 1 1/4"	UNF	10-32 to 4"	10-32 to 1 1/4"	Spring Washers  Single Coil <table border="1"> <tr> <th>Steel</th> <th>Square Section</th> <th>Rectangular Section</th> </tr> <tr> <td>Metric</td> <td>M3 to M24</td> <td>M2 to M24</td> </tr> <tr> <td>BA</td> <td>10BA to OBA</td> <td>8BA to OBA</td> </tr> <tr> <td>Fractional</td> <td>1/8" to 1"</td> <td>1/8" to 1"</td> </tr> </table>		Steel	Square Section	Rectangular Section	Metric	M3 to M24	M2 to M24	BA	10BA to OBA	8BA to OBA	Fractional	1/8" to 1"	1/8" to 1"	Sela Screws  Metric M5 to M8 12mm to 140mm																																				
Steel	Shoulder	Lengths																																																																																					
Metric	6mm to 16mm	12mm to 100mm																																																																																					
BSW	1/4" to 3/4"	3/4" to 4"																																																																																					
BSF	1/4" to 1/2"	3/4" to 3"																																																																																					
Steel	Full Nuts	Lock Nuts																																																																																					
Metric	M2.5 to M100	M8 to M12																																																																																					
BA	10BA to OBA	8BA to OBA																																																																																					
BSW	1/8" to 4"	1/8" to 2"																																																																																					
BSF	1/8" to 4"	1/8" to 1 1/4"																																																																																					
UNC	4-40 to 1 1/2"	10-24 to 1 1/4"																																																																																					
UNF	10-32 to 4"	10-32 to 1 1/4"																																																																																					
Steel	Square Section	Rectangular Section																																																																																					
Metric	M3 to M24	M2 to M24																																																																																					
BA	10BA to OBA	8BA to OBA																																																																																					
Fractional	1/8" to 1"	1/8" to 1"																																																																																					
Socket Setscrews Cup & W Point  <table border="1"> <tr> <th>Steel</th> <th>Diameters</th> <th>Lengths</th> </tr> <tr> <td>Metric</td> <td>M3 to M24</td> <td>3mm to 60mm</td> </tr> <tr> <td>BA</td> <td>8BA to OBA</td> <td>1/4" to 1 1/4"</td> </tr> <tr> <td>BSW</td> <td>1/8" to 3/4"</td> <td>1/4" to 2 1/2"</td> </tr> <tr> <td>BSF</td> <td>3/16" to 1 1/2"</td> <td>3/16" to 2"</td> </tr> <tr> <td>UNC</td> <td>No.4 to 3/4"</td> <td>1/4" to 3"</td> </tr> <tr> <td>UNF</td> <td>No.10 to 1/2"</td> <td>3/16" to 1 1/4"</td> </tr> </table>		Steel	Diameters	Lengths	Metric	M3 to M24	3mm to 60mm	BA	8BA to OBA	1/4" to 1 1/4"	BSW	1/8" to 3/4"	1/4" to 2 1/2"	BSF	3/16" to 1 1/2"	3/16" to 2"	UNC	No.4 to 3/4"	1/4" to 3"	UNF	No.10 to 1/2"	3/16" to 1 1/4"	<table border="1"> <tr> <th>Steel</th> <th>Full Nuts</th> <th>Lock Nuts</th> </tr> <tr> <td>Metric</td> <td>M2.5 to M100</td> <td>M8 to M12</td> </tr> <tr> <td>BA</td> <td>10BA to OBA</td> <td>8BA to OBA</td> </tr> <tr> <td>BSW</td> <td>1/8" to 4"</td> <td>1/8" to 2"</td> </tr> <tr> <td>BSF</td> <td>1/8" to 4"</td> <td>1/8" to 1 1/4"</td> </tr> <tr> <td>UNC</td> <td>4-40 to 1 1/2"</td> <td>10-24 to 1 1/4"</td> </tr> <tr> <td>UNF</td> <td>10-32 to 4"</td> <td>10-32 to 1 1/4"</td> </tr> </table>		Steel	Full Nuts	Lock Nuts	Metric	M2.5 to M100	M8 to M12	BA	10BA to OBA	8BA to OBA	BSW	1/8" to 4"	1/8" to 2"	BSF	1/8" to 4"	1/8" to 1 1/4"	UNC	4-40 to 1 1/2"	10-24 to 1 1/4"	UNF	10-32 to 4"	10-32 to 1 1/4"	Double Coil  <table border="1"> <tr> <th>Steel</th> <th>Square Section</th> <th>Rectangular Section</th> </tr> <tr> <td>Metric</td> <td>M3 to M24</td> <td>M2 to M24</td> </tr> <tr> <td>BA</td> <td>10BA to OBA</td> <td>8BA to OBA</td> </tr> <tr> <td>Fractional</td> <td>1/8" to 1"</td> <td>1/8" to 1"</td> </tr> </table>		Steel	Square Section	Rectangular Section	Metric	M3 to M24	M2 to M24	BA	10BA to OBA	8BA to OBA	Fractional	1/8" to 1"	1/8" to 1"	Sela Drill Screws  Metric 14sg (6.3mm) 18mm to 60mm																											
Steel	Diameters	Lengths																																																																																					
Metric	M3 to M24	3mm to 60mm																																																																																					
BA	8BA to OBA	1/4" to 1 1/4"																																																																																					
BSW	1/8" to 3/4"	1/4" to 2 1/2"																																																																																					
BSF	3/16" to 1 1/2"	3/16" to 2"																																																																																					
UNC	No.4 to 3/4"	1/4" to 3"																																																																																					
UNF	No.10 to 1/2"	3/16" to 1 1/4"																																																																																					
Steel	Full Nuts	Lock Nuts																																																																																					
Metric	M2.5 to M100	M8 to M12																																																																																					
BA	10BA to OBA	8BA to OBA																																																																																					
BSW	1/8" to 4"	1/8" to 2"																																																																																					
BSF	1/8" to 4"	1/8" to 1 1/4"																																																																																					
UNC	4-40 to 1 1/2"	10-24 to 1 1/4"																																																																																					
UNF	10-32 to 4"	10-32 to 1 1/4"																																																																																					
Steel	Square Section	Rectangular Section																																																																																					
Metric	M3 to M24	M2 to M24																																																																																					
BA	10BA to OBA	8BA to OBA																																																																																					
Fractional	1/8" to 1"	1/8" to 1"																																																																																					
Socket Setscrews Cone Point  <table border="1"> <tr> <th>Steel</th> <th>Diameters</th> <th>Lengths</th> </tr> <tr> <td>Metric</td> <td>M3 to M24</td> <td>5mm to 60mm</td> </tr> <tr> <td>BA</td> <td>6BA to 2BA</td> <td>1/4" to 1 1/2"</td> </tr> <tr> <td>BSW</td> <td>3/16" to 3/8"</td> <td>3/16" to 1"</td> </tr> <tr> <td>BSF</td> <td>1/4" to 1/2"</td> <td>3/8" to 1 1/4"</td> </tr> </table>		Steel	Diameters	Lengths	Metric	M3 to M24	5mm to 60mm	BA	6BA to 2BA	1/4" to 1 1/2"	BSW	3/16" to 3/8"	3/16" to 1"	BSF	1/4" to 1/2"	3/8" to 1 1/4"	<table border="1"> <tr> <th>Steel</th> <th>Full Nuts</th> <th>Lock Nuts</th> </tr> <tr> <td>Metric</td> <td>M2.5 to M100</td> <td>M8 to M12</td> </tr> <tr> <td>BA</td> <td>10BA to OBA</td> <td>8BA to OBA</td> </tr> <tr> <td>BSW</td> <td>1/8" to 4"</td> <td>1/8" to 2"</td> </tr> <tr> <td>BSF</td> <td>1/8" to 4"</td> <td>1/8" to 1 1/4"</td> </tr> <tr> <td>UNC</td> <td>4-40 to 1 1/2"</td> <td>10-24 to 1 1/4"</td> </tr> <tr> <td>UNF</td> <td>10-32 to 4"</td> <td>10-32 to 1 1/4"</td> </tr> </table>		Steel	Full Nuts	Lock Nuts	Metric	M2.5 to M100	M8 to M12	BA	10BA to OBA	8BA to OBA	BSW	1/8" to 4"	1/8" to 2"	BSF	1/8" to 4"	1/8" to 1 1/4"	UNC	4-40 to 1 1/2"	10-24 to 1 1/4"	UNF	10-32 to 4"	10-32 to 1 1/4"	Trapezoidal Section <table border="1"> <tr> <th>Steel</th> <th>Square Section</th> <th>Rectangular Section</th> </tr> <tr> <td>Metric</td> <td>M3 to M24</td> <td>M2 to M24</td> </tr> <tr> <td>BA</td> <td>10BA to OBA</td> <td>8BA to OBA</td> </tr> <tr> <td>Fractional</td> <td>1/8" to 1"</td> <td>1/8" to 1"</td> </tr> </table>		Steel	Square Section	Rectangular Section	Metric	M3 to M24	M2 to M24	BA	10BA to OBA	8BA to OBA	Fractional	1/8" to 1"	1/8" to 1"	Hexagon Head Drill Screws  Metric 14sg (6.3mm) 16mm to 60mm																																	
Steel	Diameters	Lengths																																																																																					
Metric	M3 to M24	5mm to 60mm																																																																																					
BA	6BA to 2BA	1/4" to 1 1/2"																																																																																					
BSW	3/16" to 3/8"	3/16" to 1"																																																																																					
BSF	1/4" to 1/2"	3/8" to 1 1/4"																																																																																					
Steel	Full Nuts	Lock Nuts																																																																																					
Metric	M2.5 to M100	M8 to M12																																																																																					
BA	10BA to OBA	8BA to OBA																																																																																					
BSW	1/8" to 4"	1/8" to 2"																																																																																					
BSF	1/8" to 4"	1/8" to 1 1/4"																																																																																					
UNC	4-40 to 1 1/2"	10-24 to 1 1/4"																																																																																					
UNF	10-32 to 4"	10-32 to 1 1/4"																																																																																					
Steel	Square Section	Rectangular Section																																																																																					
Metric	M3 to M24	M2 to M24																																																																																					
BA	10BA to OBA	8BA to OBA																																																																																					
Fractional	1/8" to 1"	1/8" to 1"																																																																																					
Socket Setscrews Dog Point  <table border="1"> <tr> <th>Steel</th> <th>Diameters</th> <th>Lengths</th> </tr> <tr> <td>Metric</td> <td>M3 to M24</td> <td>5mm to 60mm</td> </tr> <tr> <td>BA</td> <td>4BA to 2BA</td> <td>1/4" to 1 1/2"</td> </tr> <tr> <td>BSW</td> <td>3/16" to 3/8"</td> <td>3/16" to 1"</td> </tr> <tr> <td>BSF</td> <td>1/4" to 1/2"</td> <td>3/8" to 1 1/4"</td> </tr> </table>		Steel	Diameters	Lengths	Metric	M3 to M24	5mm to 60mm	BA	4BA to 2BA	1/4" to 1 1/2"	BSW	3/16" to 3/8"	3/16" to 1"	BSF	1/4" to 1/2"	3/8" to 1 1/4"	<table border="1"> <tr> <th>Steel</th> <th>Full Nuts</th> <th>Lock Nuts</th> </tr> <tr> <td>Metric</td> <td>M2.5 to M100</td> <td>M8 to M12</td> </tr> <tr> <td>BA</td> <td>10BA to OBA</td> <td>8BA to OBA</td> </tr> <tr> <td>BSW</td> <td>1/8" to 4"</td> <td>1/8" to 2"</td> </tr> <tr> <td>BSF</td> <td>1/8" to 4"</td> <td>1/8" to 1 1/4"</td> </tr> <tr> <td>UNC</td> <td>4-40 to 1 1/2"</td> <td>10-24 to 1 1/4"</td> </tr> <tr> <td>UNF</td> <td>10-32 to 4"</td> <td>10-32 to 1 1/4"</td> </tr> </table>		Steel	Full Nuts	Lock Nuts	Metric	M2.5 to M100	M8 to M12	BA	10BA to OBA	8BA to OBA	BSW	1/8" to 4"	1/8" to 2"	BSF	1/8" to 4"	1/8" to 1 1/4"	UNC	4-40 to 1 1/2"	10-24 to 1 1/4"	UNF	10-32 to 4"	10-32 to 1 1/4"	External Teeth  <table border="1"> <tr> <th>Steel</th> <th>Square Section</th> <th>Rectangular Section</th> </tr> <tr> <td>Metric</td> <td>M2 to M16</td> <td>M3 to M16</td> </tr> <tr> <td>BA</td> <td>7BA to OBA</td> <td>10BA to OBA</td> </tr> <tr> <td>Fractional</td> <td>3/16" to 1"</td> <td>1/8" to 1 1/4"</td> </tr> </table>		Steel	Square Section	Rectangular Section	Metric	M2 to M16	M3 to M16	BA	7BA to OBA	10BA to OBA	Fractional	3/16" to 1"	1/8" to 1 1/4"	Sela Washers  Various colours Metric for bolts M6 and M8																																	
Steel	Diameters	Lengths																																																																																					
Metric	M3 to M24	5mm to 60mm																																																																																					
BA	4BA to 2BA	1/4" to 1 1/2"																																																																																					
BSW	3/16" to 3/8"	3/16" to 1"																																																																																					
BSF	1/4" to 1/2"	3/8" to 1 1/4"																																																																																					
Steel	Full Nuts	Lock Nuts																																																																																					
Metric	M2.5 to M100	M8 to M12																																																																																					
BA	10BA to OBA	8BA to OBA																																																																																					
BSW	1/8" to 4"	1/8" to 2"																																																																																					
BSF	1/8" to 4"	1/8" to 1 1/4"																																																																																					
UNC	4-40 to 1 1/2"	10-24 to 1 1/4"																																																																																					
UNF	10-32 to 4"	10-32 to 1 1/4"																																																																																					
Steel	Square Section	Rectangular Section																																																																																					
Metric	M2 to M16	M3 to M16																																																																																					
BA	7BA to OBA	10BA to OBA																																																																																					
Fractional	3/16" to 1"	1/8" to 1 1/4"																																																																																					
Socket Setscrews Gas Thread  <table border="1"> <tr> <th>Steel</th> <th>Diameters</th> <th>Lengths</th> </tr> <tr> <td>Metric</td> <td>M3 to M24</td> <td>5mm to 60mm</td> </tr> <tr> <td>BA</td> <td>4BA to 2BA</td> <td>1/4" to 1 1/2"</td> </tr> <tr> <td>BSW</td> <td>3/16" to 3/8"</td> <td>3/16" to 1"</td> </tr> <tr> <td>BSF</td> <td>1/4" to 1/2"</td> <td>3/8" to 1 1/4"</td> </tr> </table>		Steel	Diameters	Lengths	Metric	M3 to M24	5mm to 60mm	BA	4BA to 2BA	1/4" to 1 1/2"	BSW	3/16" to 3/8"	3/16" to 1"	BSF	1/4" to 1/2"	3/8" to 1 1/4"	<table border="1"> <tr> <th>Steel</th> <th>Full Nuts</th> <th>Lock Nuts</th> </tr> <tr> <td>Metric</td> <td>M2.5 to M100</td> <td>M8 to M12</td> </tr> <tr> <td>BA</td> <td>10BA to OBA</td> <td>8BA to OBA</td> </tr> <tr> <td>BSW</td> <td>1/8" to 4"</td> <td>1/8" to 2"</td> </tr> <tr> <td>BSF</td> <td>1/8" to 4"</td> <td>1/8" to 1 1/4"</td> </tr> <tr> <td>UNC</td> <td>4-40 to 1 1/2"</td> <td>10-24 to 1 1/4"</td> </tr> <tr> <td>UNF</td> <td>10-32 to 4"</td> <td>10-32 to 1 1/4"</td> </tr> </table>		Steel	Full Nuts	Lock Nuts	Metric	M2.5 to M100	M8 to M12	BA	10BA to OBA	8BA to OBA	BSW	1/8" to 4"	1/8" to 2"	BSF	1/8" to 4"	1/8" to 1 1/4"	UNC	4-40 to 1 1/2"	10-24 to 1 1/4"	UNF	10-32 to 4"	10-32 to 1 1/4"	Internal Teeth  <table border="1"> <tr> <th>Steel</th> <th>Square Section</th> <th>Rectangular Section</th> </tr> <tr> <td>Metric</td> <td>M2 to M16</td> <td>M3 to M16</td> </tr> <tr> <td>BA</td> <td>7BA to OBA</td> <td>10BA to OBA</td> </tr> <tr> <td>Fractional</td> <td>3/16" to 1"</td> <td>1/8" to 1 1/4"</td> </tr> </table>		Steel	Square Section	Rectangular Section	Metric	M2 to M16	M3 to M16	BA	7BA to OBA	10BA to OBA	Fractional	3/16" to 1"	1/8" to 1 1/4"	Sela Covers  Various colours Metric for sela washers 20mm and 28mm																																	
Steel	Diameters	Lengths																																																																																					
Metric	M3 to M24	5mm to 60mm																																																																																					
BA	4BA to 2BA	1/4" to 1 1/2"																																																																																					
BSW	3/16" to 3/8"	3/16" to 1"																																																																																					
BSF	1/4" to 1/2"	3/8" to 1 1/4"																																																																																					
Steel	Full Nuts	Lock Nuts																																																																																					
Metric	M2.5 to M100	M8 to M12																																																																																					
BA	10BA to OBA	8BA to OBA																																																																																					
BSW	1/8" to 4"	1/8" to 2"																																																																																					
BSF	1/8" to 4"	1/8" to 1 1/4"																																																																																					
UNC	4-40 to 1 1/2"	10-24 to 1 1/4"																																																																																					
UNF	10-32 to 4"	10-32 to 1 1/4"																																																																																					
Steel	Square Section	Rectangular Section																																																																																					
Metric	M2 to M16	M3 to M16																																																																																					
BA	7BA to OBA	10BA to OBA																																																																																					
Fractional	3/16" to 1"	1/8" to 1 1/4"																																																																																					
Pressed Nuts  <table border="1"> <tr> <th>Brass</th> <th>Hexagon</th> <th>Square</th> </tr> <tr> <td>BA</td> <td>6BA to 2BA</td> <td>6BA to 2BA</td> </tr> <tr> <td>BSW</td> <td>1/8" to 3/16"</td> <td>1/8" to 3/16"</td> </tr> </table>		Brass	Hexagon	Square	BA	6BA to 2BA	6BA to 2BA	BSW	1/8" to 3/16"	1/8" to 3/16"	<table border="1"> <tr> <th>Steel</th> <th>Full Nuts</th> <th>Lock Nuts</th> </tr> <tr> <td>Metric</td> <td>M2.5 to M100</td> <td>M8 to M12</td> </tr> <tr> <td>BA</td> <td>10BA to OBA</td> <td>8BA to OBA</td> </tr> <tr> <td>BSW</td> <td>1/8" to 4"</td> <td>1/8" to 2"</td> </tr> <tr> <td>BSF</td> <td>1/8" to 4"</td> <td>1/8" to 1 1/4"</td> </tr> <tr> <td>UNC</td> <td>4-40 to 1 1/2"</td> <td>10-24 to 1 1/4"</td> </tr> <tr> <td>UNF</td> <td>10-32 to 4"</td> <td>10-32 to 1 1/4"</td> </tr> </table>		Steel	Full Nuts	Lock Nuts	Metric	M2.5 to M100	M8 to M12	BA	10BA to OBA	8BA to OBA	BSW	1/8" to 4"	1/8" to 2"	BSF	1/8" to 4"	1/8" to 1 1/4"	UNC	4-40 to 1 1/2"	10-24 to 1 1/4"	UNF	10-32 to 4"	10-32 to 1 1/4"	Phosphor Bronze <table border="1"> <tr> <th>Metric</th> <th>Diameters</th> <th>Lengths</th> </tr> <tr> <td>M4 to M20</td> <td>M3 to M20</td> <td>50mm to 300mm</td> </tr> <tr> <td>6BA to OBA</td> <td>8BA to OBA</td> <td>2" to 12"</td> </tr> <tr> <td>Fractional</td> <td>3/16" to 3/4"</td> <td>3/16" to 3/4"</td> </tr> </table>		Metric	Diameters	Lengths	M4 to M20	M3 to M20	50mm to 300mm	6BA to OBA	8BA to OBA	2" to 12"	Fractional	3/16" to 3/4"	3/16" to 3/4"	Rawbolts  Metric Imperial M5 to M24 50mm to 300mm 3/16" to 1" 2" to 12"																																							
Brass	Hexagon	Square																																																																																					
BA	6BA to 2BA	6BA to 2BA																																																																																					
BSW	1/8" to 3/16"	1/8" to 3/16"																																																																																					
Steel	Full Nuts	Lock Nuts																																																																																					
Metric	M2.5 to M100	M8 to M12																																																																																					
BA	10BA to OBA	8BA to OBA																																																																																					
BSW	1/8" to 4"	1/8" to 2"																																																																																					
BSF	1/8" to 4"	1/8" to 1 1/4"																																																																																					
UNC	4-40 to 1 1/2"	10-24 to 1 1/4"																																																																																					
UNF	10-32 to 4"	10-32 to 1 1/4"																																																																																					
Metric	Diameters	Lengths																																																																																					
M4 to M20	M3 to M20	50mm to 300mm																																																																																					
6BA to OBA	8BA to OBA	2" to 12"																																																																																					
Fractional	3/16" to 3/4"	3/16" to 3/4"																																																																																					
Winged Nuts  <table border="1"> <tr> <th>Brass</th> <th>Hexagon</th> <th>Square</th> </tr> <tr> <td>BA</td> <td>6BA to 2BA</td> <td>6BA to 2BA</td> </tr> <tr> <td>BSW</td> <td>1/8" to 3/16"</td> <td>1/8" to 3/16"</td> </tr> </table>		Brass	Hexagon	Square	BA	6BA to 2BA	6BA to 2BA	BSW	1/8" to 3/16"	1/8" to 3/16"	<table border="1"> <tr> <th>Steel</th> <th>Full Nuts</th> <th>Lock Nuts</th> </tr> <tr> <td>Metric</td> <td>M2.5 to M100</td> <td>M8 to M12</td> </tr> <tr> <td>BA</td> <td>10BA to OBA</td> <td>8BA to OBA</td> </tr> <tr> <td>BSW</td> <td>1/8" to 4"</td> <td>1/8" to 2"</td> </tr> <tr> <td>BSF</td> <td>1/8" to 4"</td> <td>1/8" to 1 1/4"</td> </tr> <tr> <td>UNC</td> <td>4-40 to 1 1/2"</td> <td>10-24 to 1 1/4"</td> </tr> <tr> <td>UNF</td> <td>10-32 to 4"</td> <td>10-32 to 1 1/4"</td> </tr> </table>		Steel	Full Nuts	Lock Nuts	Metric	M2.5 to M100	M8 to M12	BA	10BA to OBA	8BA to OBA	BSW	1/8" to 4"	1/8" to 2"	BSF	1/8" to 4"	1/8" to 1 1/4"	UNC	4-40 to 1 1/2"	10-24 to 1 1/4"	UNF	10-32 to 4"	10-32 to 1 1/4"	Through hardened <table border="1"> <tr> <th>Metric</th> <th>Diameters</th> <th>Lengths</th> </tr> <tr> <td>M16 to M30</td> <td>M16 to M30</td> <td>10-32 to 1 1/2"</td> </tr> <tr> <td>Fractional</td> <td>1/4" to 3/4"</td> <td>3/4" to 7"</td> </tr> </table>		Metric	Diameters	Lengths	M16 to M30	M16 to M30	10-32 to 1 1/2"	Fractional	1/4" to 3/4"	3/4" to 7"	Rawplugs  No.6 to No.26 1/2" to 3"																																										
Brass	Hexagon	Square																																																																																					
BA	6BA to 2BA	6BA to 2BA																																																																																					
BSW	1/8" to 3/16"	1/8" to 3/16"																																																																																					
Steel	Full Nuts	Lock Nuts																																																																																					
Metric	M2.5 to M100	M8 to M12																																																																																					
BA	10BA to OBA	8BA to OBA																																																																																					
BSW	1/8" to 4"	1/8" to 2"																																																																																					
BSF	1/8" to 4"	1/8" to 1 1/4"																																																																																					
UNC	4-40 to 1 1/2"	10-24 to 1 1/4"																																																																																					
UNF	10-32 to 4"	10-32 to 1 1/4"																																																																																					
Metric	Diameters	Lengths																																																																																					
M16 to M30	M16 to M30	10-32 to 1 1/2"																																																																																					
Fractional	1/4" to 3/4"	3/4" to 7"																																																																																					
Eye Bolts & Nuts  <table border="1"> <tr> <th>Metric</th> <th>Diameters</th> <th>Lengths</th> </tr> <tr> <td>M8 to M56</td> <td>M4 to M5</td> <td>12mm to 40m</td> </tr> <tr> <td>BSW</td> <td>1/4" to 2"</td> <td></td> </tr> </table>		Metric	Diameters	Lengths	M8 to M56	M4 to M5	12mm to 40m	BSW	1/4" to 2"		<table border="1"> <tr> <th>Steel</th> <th>Full Nuts</th> <th>Lock Nuts</th> </tr> <tr> <td>Metric</td> <td>M2.5 to M100</td> <td>M8 to M12</td> </tr> <tr> <td>BA</td> <td>10BA to OBA</td> <td>8BA to OBA</td> </tr> <tr> <td>BSW</td> <td>1/8" to 4"</td> <td>1/8" to 2"</td> </tr> <tr> <td>BSF</td> <td>1/8" to 4"</td> <td>1/8" to 1 1/4"</td> </tr> <tr> <td>UNC</td> <td>4-40 to 1 1/2"</td> <td>10-24 to 1 1/4"</td> </tr> <tr> <td>UNF</td> <td>10-32 to 4"</td> <td>10-32 to 1 1/4"</td> </tr> </table>		Steel	Full Nuts	Lock Nuts	Metric	M2.5 to M100	M8 to M12	BA	10BA to OBA	8BA to OBA	BSW	1/8" to 4"	1/8" to 2"	BSF	1/8" to 4"	1/8" to 1 1/4"	UNC	4-40 to 1 1/2"	10-24 to 1 1/4"	UNF	10-32 to 4"	10-32 to 1 1/4"	Through hardened <table border="1"> <tr> <th>Metric</th> <th>Diameters</th> <th>Lengths</th> </tr> <tr> <td>M16 to M30</td> <td>M16 to M30</td> <td>10-32 to 1 1/2"</td> </tr> <tr> <td>Fractional</td> <td>1/4" to 3/4"</td> <td>3/4" to 7"</td> </tr> </table>		Metric	Diameters	Lengths	M16 to M30	M16 to M30	10-32 to 1 1/2"	Fractional	1/4" to 3/4"	3/4" to 7"	Engineers' Studs  <table border="1"> <tr> <th>Metric</th> <th>Diameters</th> <th>Lengths</th> </tr> <tr> <td>M3 to M24</td> <td>M3 to M24</td> <td>5mm to 150mm</td> </tr> <tr> <td>BSW, BSF</td> <td>3/16" to 2"</td> <td>3/4" to 7"</td> </tr> <tr> <td>UNC, UNF</td> <td>3/16" to 2"</td> <td>3/4" to 7"</td> </tr> </table>		Metric	Diameters	Lengths	M3 to M24	M3 to M24	5mm to 150mm	BSW, BSF	3/16" to 2"	3/4" to 7"	UNC, UNF	3/16" to 2"	3/4" to 7"																													
Metric	Diameters	Lengths																																																																																					
M8 to M56	M4 to M5	12mm to 40m																																																																																					
BSW	1/4" to 2"																																																																																						
Steel	Full Nuts	Lock Nuts																																																																																					
Metric	M2.5 to M100	M8 to M12																																																																																					
BA	10BA to OBA	8BA to OBA																																																																																					
BSW	1/8" to 4"	1/8" to 2"																																																																																					
BSF	1/8" to 4"	1/8" to 1 1/4"																																																																																					
UNC	4-40 to 1 1/2"	10-24 to 1 1/4"																																																																																					
UNF	10-32 to 4"	10-32 to 1 1/4"																																																																																					
Metric	Diameters	Lengths																																																																																					
M16 to M30	M16 to M30	10-32 to 1 1/2"																																																																																					
Fractional	1/4" to 3/4"	3/4" to 7"																																																																																					
Metric	Diameters	Lengths																																																																																					
M3 to M24	M3 to M24	5mm to 150mm																																																																																					
BSW, BSF	3/16" to 2"	3/4" to 7"																																																																																					
UNC, UNF	3/16" to 2"	3/4" to 7"																																																																																					
Hoseclips  No 000-7 3/16", 1/2", 5/16", 6/16"		<table border="1"> <tr> <th>Steel</th> <th>Full Nuts</th> <th>Lock Nuts</th> </tr> <tr> <td>Metric</td> <td>M2.5 to M100</td> <td>M8 to M12</td> </tr> <tr> <td>BA</td> <td>10BA to OBA</td> <td>8BA to OBA</td> </tr> <tr> <td>BSW</td> <td>1/8" to 4"</td> <td>1/8" to 2"</td> </tr> <tr> <td>BSF</td> <td>1/8" to 4"</td> <td>1/8" to 1 1/4"</td> </tr> <tr> <td>UNC</td> <td>4-40 to 1 1/2"</td> <td>10-24 to 1 1/4"</td> </tr> <tr> <td>UNF</td> <td>10-32 to 4"</td> <td>10-32 to 1 1/4"</td> </tr> </table>		Steel	Full Nuts	Lock Nuts	Metric	M2.5 to M100	M8 to M12	BA	10BA to OBA	8BA to OBA	BSW	1/8" to 4"	1/8" to 2"	BSF	1/8" to 4"	1/8" to 1 1/4"	UNC	4-40 to 1 1/2"	10-24 to 1 1/4"	UNF	10-32 to 4"	10-32 to 1 1/4"	Crinkle Washers  <table border="1"> <tr> <th>Beryllium copper</th> <th>Diameters</th> <th>Lengths</th> </tr> <tr> <td>Metric</td> <td>M1.6 to M20</td> <td>5mm to 150mm</td> </tr> <tr> <td>BA</td> <td>10BA to OBA</td> <td>3/4" to 7"</td> </tr> <tr> <td>Fractional</td> <td>1/4" to 3/4"</td> <td>3/4" to 7"</td> </tr> </table>		Beryllium copper	Diameters	Lengths	Metric	M1.6 to M20	5mm to 150mm	BA	10BA to OBA	3/4" to 7"	Fractional	1/4" to 3/4"	3/4" to 7"	Studding  <table border="1"> <tr> <th>Brass</th> <th>Diameters</th> <th>Lengths</th> </tr> <tr> <td>Metric</td> <td>M3 to M24</td> <td>1 metre</td> </tr> <tr> <td>BA</td> <td>6BA to OBA</td> <td>1" & 3"</td> </tr> <tr> <td>BSW</td> <td>1/8" to 1"</td> <td>1" & 3"</td> </tr> <tr> <td>BSF</td> <td>3/16" to 3/4"</td> <td>1" & 3"</td> </tr> <tr> <td>UNC</td> <td>10-32 to 1 1/2"</td> <td>1"</td> </tr> <tr> <td>UNF</td> <td>10-32 to 1 1/2"</td> <td>1"</td> </tr> </table>		Brass	Diameters	Lengths	Metric	M3 to M24	1 metre	BA	6BA to OBA	1" & 3"	BSW	1/8" to 1"	1" & 3"	BSF	3/16" to 3/4"	1" & 3"	UNC	10-32 to 1 1/2"	1"	UNF	10-32 to 1 1/2"	1"																										
Steel	Full Nuts	Lock Nuts																																																																																					
Metric	M2.5 to M100	M8 to M12																																																																																					
BA	10BA to OBA	8BA to OBA																																																																																					
BSW	1/8" to 4"	1/8" to 2"																																																																																					
BSF	1/8" to 4"	1/8" to 1 1/4"																																																																																					
UNC	4-40 to 1 1/2"	10-24 to 1 1/4"																																																																																					
UNF	10-32 to 4"	10-32 to 1 1/4"																																																																																					
Beryllium copper	Diameters	Lengths																																																																																					
Metric	M1.6 to M20	5mm to 150mm																																																																																					
BA	10BA to OBA	3/4" to 7"																																																																																					
Fractional	1/4" to 3/4"	3/4" to 7"																																																																																					
Brass	Diameters	Lengths																																																																																					
Metric	M3 to M24	1 metre																																																																																					
BA	6BA to OBA	1" & 3"																																																																																					
BSW	1/8" to 1"	1" & 3"																																																																																					
BSF	3/16" to 3/4"	1" & 3"																																																																																					
UNC	10-32 to 1 1/2"	1"																																																																																					
UNF	10-32 to 1 1/2"	1"																																																																																					
Speaker Bolts  <table border="1"> <tr> <th>Metric</th> <th>Diameters</th> <th>Lengths</th> </tr> <tr> <td>M4 to M5</td> <td>M4 to M5</td> <td>12mm to 40m</td> </tr> </table>		Metric	Diameters	Lengths	M4 to M5	M4 to M5	12mm to 40m	<table border="1"> <tr> <th>Steel</th> <th>Full Nuts</th> <th>Lock Nuts</th> </tr> <tr> <td>Metric</td> <td>M2.5 to M100</td> <td>M8 to M12</td> </tr> <tr> <td>BA</td> <td>10BA to OBA</td> <td>8BA to OBA</td> </tr> <tr> <td>BSW</td> <td>1/8" to 4"</td> <td>1/8" to 2"</td> </tr> <tr> <td>BSF</td> <td>1/8" to 4"</td> <td>1/8" to 1 1/4"</td> </tr> <tr> <td>UNC</td> <td>4-40 to 1 1/2"</td> <td>10-24 to 1 1/4"</td> </tr> <tr> <td>UNF</td> <td>10-32 to 4"</td> <td>10-32 to 1 1/4"</td> </tr> </table>		Steel	Full Nuts	Lock Nuts	Metric	M2.5 to M100	M8 to M12	BA	10BA to OBA	8BA to OBA	BSW	1/8" to 4"	1/8" to 2"	BSF	1/8" to 4"	1/8" to 1 1/4"	UNC	4-40 to 1 1/2"	10-24 to 1 1/4"	UNF	10-32 to 4"	10-32 to 1 1/4"	Square Plate Washers  <table border="1"> <tr> <th>Steel</th> <th>Diameters</th> <th>Lengths</th> </tr> <tr> <td>Metric</td> <td>M3 to M24</td> <td>1 metre</td> </tr> <tr> <td>BA</td> <td>6BA to OBA</td> <td>1" & 3"</td> </tr> <tr> <td>BSW</td> <td>1/8" to 1"</td> <td>1" & 3"</td> </tr> <tr> <td>BSF</td> <td>3/16" to 3/4"</td> <td>1" & 3"</td> </tr> <tr> <td>UNC</td> <td>10-32 to 1 1/2"</td> <td>1"</td> </tr> <tr> <td>UNF</td> <td>10-32 to 1 1/2"</td> <td>1"</td> </tr> </table>		Steel	Diameters	Lengths	Metric	M3 to M24	1 metre	BA	6BA to OBA	1" & 3"	BSW	1/8" to 1"	1" & 3"	BSF	3/16" to 3/4"	1" & 3"	UNC	10-32 to 1 1/2"	1"	UNF	10-32 to 1 1/2"	1"	Through hardened <table border="1"> <tr> <th>Metric</th> <th>Diameters</th> <th>Lengths</th> </tr> <tr> <td>M16 to M30</td> <td>M16 to M30</td> <td>10-32 to 1 1/2"</td> </tr> <tr> <td>Fractional</td> <td>1/4" to 3/4"</td> <td>3/4" to 7"</td> </tr> </table>		Metric	Diameters	Lengths	M16 to M30	M16 to M30	10-32 to 1 1/2"	Fractional	1/4" to 3/4"	3/4" to 7"	Steel <table border="1"> <tr> <th>Metric</th> <th>Diameters</th> <th>Lengths</th> </tr> <tr> <td>M3 to M36</td> <td>M3 to M36</td> <td>1 metre</td> </tr> <tr> <td>BA</td> <td>6BA to OBA</td> <td>1"</td> </tr> <tr> <td>BSW</td> <td>1/8" to 1 1/2"</td> <td>1" & 3"</td> </tr> <tr> <td>BSF</td> <td>3/16" to 1 1/4"</td> <td>1" & 3"</td> </tr> <tr> <td>UNC</td> <td>10-24 to 1"</td> <td>1" & 3"</td> </tr> <tr> <td>UNF</td> <td>No10 to 1"</td> <td>1" & 3"</td> </tr> </table>		Metric	Diameters	Lengths	M3 to M36	M3 to M36	1 metre	BA	6BA to OBA	1"	BSW	1/8" to 1 1/2"	1" & 3"	BSF	3/16" to 1 1/4"	1" & 3"	UNC	10-24 to 1"	1" & 3"	UNF	No10 to 1"	1" & 3"
Metric	Diameters	Lengths																																																																																					
M4 to M5	M4 to M5	12mm to 40m																																																																																					
Steel	Full Nuts	Lock Nuts																																																																																					
Metric	M2.5 to M100	M8 to M12																																																																																					
BA	10BA to OBA	8BA to OBA																																																																																					
BSW	1/8" to 4"	1/8" to 2"																																																																																					
BSF	1/8" to 4"	1/8" to 1 1/4"																																																																																					
UNC	4-40 to 1 1/2"	10-24 to 1 1/4"																																																																																					
UNF	10-32 to 4"	10-32 to 1 1/4"																																																																																					
Steel	Diameters	Lengths																																																																																					
Metric	M3 to M24	1 metre																																																																																					
BA	6BA to OBA	1" & 3"																																																																																					
BSW	1/8" to 1"	1" & 3"																																																																																					
BSF	3/16" to 3/4"	1" & 3"																																																																																					
UNC	10-32 to 1 1/2"	1"																																																																																					
UNF	10-32 to 1 1/2"	1"																																																																																					
Metric	Diameters	Lengths																																																																																					
M16 to M30	M16 to M30	10-32 to 1 1/2"																																																																																					
Fractional	1/4" to 3/4"	3/4" to 7"																																																																																					
Metric	Diameters	Lengths																																																																																					
M3 to M36	M3 to M36	1 metre																																																																																					
BA	6BA to OBA	1"																																																																																					
BSW	1/8" to 1 1/2"	1" & 3"																																																																																					
BSF	3/16" to 1 1/4"	1" & 3"																																																																																					
UNC	10-24 to 1"	1" & 3"																																																																																					
UNF	No10 to 1"	1" & 3"																																																																																					
Weldnuts  <table border="1"> <tr> <th>Steel</th> <th>Diameters</th> <th>Lengths</th> </tr> <tr> <td>Metric</td> <td>M5 to M10</td> <td>8mm to 50mm</td> </tr> <tr> <td>BA</td> <td>8BA to OBA</td> <td>1/4" to 1"</td> </tr> <tr> <td>BSW</td> <td>1/8" to 1 1/2"</td> <td>3/8" to 1 1/2"</td> </tr> <tr> <td>BSF</td> <td>1/4" to 3/8"</td> <td>3/8" to 1 1/4"</td> </tr> <tr> <td>UNC</td> <td>10-24 to 3/16"</td> <td>6-32 to 1"</td> </tr> <tr> <td>UNF</td> <td>10-32 to 3/16"</td> <td>6-32 to 1"</td> </tr> </table>		Steel	Diameters	Lengths	Metric	M5 to M10	8mm to 50mm	BA	8BA to OBA	1/4" to 1"	BSW	1/8" to 1 1/2"	3/8" to 1 1/2"	BSF	1/4" to 3/8"	3/8" to 1 1/4"	UNC	10-24 to 3/16"	6-32 to 1"	UNF	10-32 to 3/16"	6-32 to 1"	<table border="1"> <tr> <th>Steel</th> <th>Full Nuts</th> <th>Lock Nuts</th> </tr> <tr> <td>Metric</td> <td>M2.5 to M100</td> <td>M8 to M12</td> </tr> <tr> <td>BA</td> <td>10BA to OBA</td> <td>8BA to OBA</td> </tr> <tr> <td>BSW</td> <td>1/8" to 4"</td> <td>1/8" to 2"</td> </tr> <tr> <td>BSF</td> <td></td></tr></table>		Steel	Full Nuts	Lock Nuts	Metric	M2.5 to M100	M8 to M12	BA	10BA to OBA	8BA to OBA	BSW	1/8" to 4"	1/8" to 2"	BSF																																																		
Steel	Diameters	Lengths																																																																																					
Metric	M5 to M10	8mm to 50mm																																																																																					
BA	8BA to OBA	1/4" to 1"																																																																																					
BSW	1/8" to 1 1/2"	3/8" to 1 1/2"																																																																																					
BSF	1/4" to 3/8"	3/8" to 1 1/4"																																																																																					
UNC	10-24 to 3/16"	6-32 to 1"																																																																																					
UNF	10-32 to 3/16"	6-32 to 1"																																																																																					
Steel	Full Nuts	Lock Nuts																																																																																					
Metric	M2.5 to M100	M8 to M12																																																																																					
BA	10BA to OBA	8BA to OBA																																																																																					
BSW	1/8" to 4"	1/8" to 2"																																																																																					
BSF																																																																																							